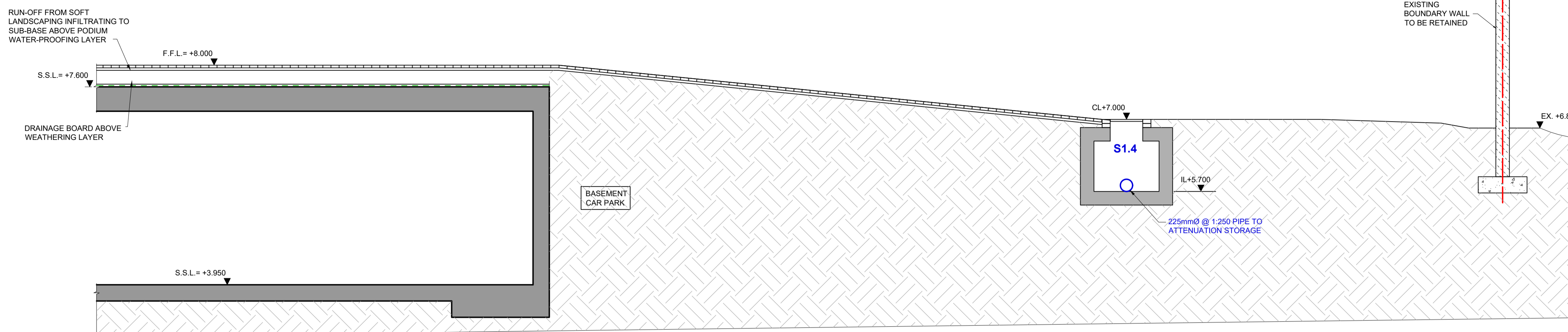
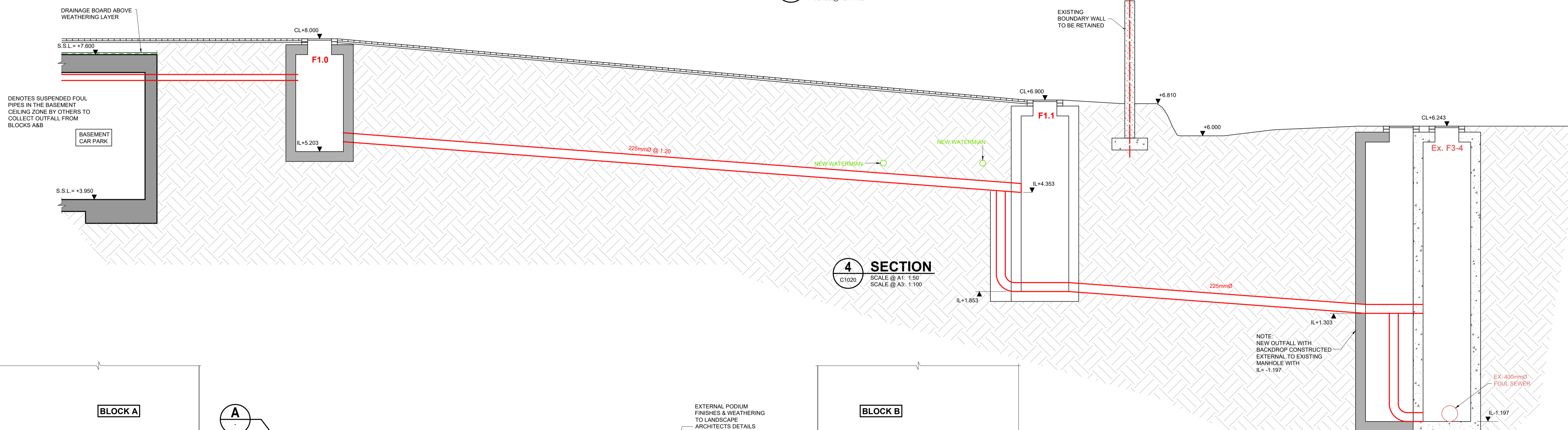


NOTES

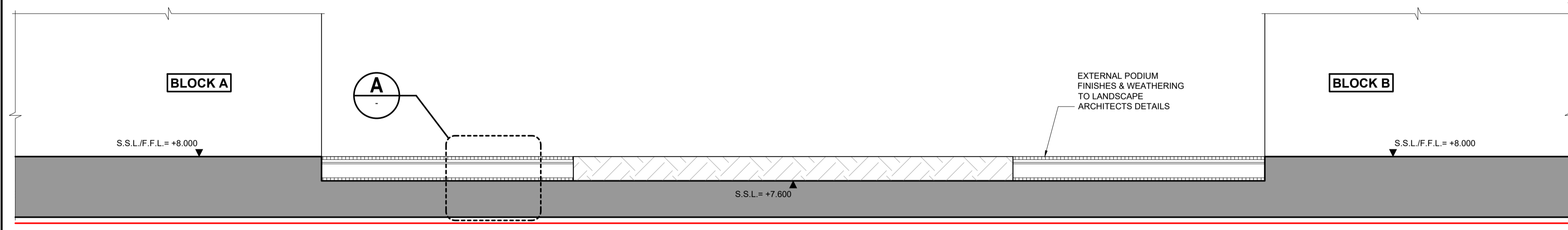
1. THIS DRAWING IS TO BE READ IN CONJUNCTION WITH ALL ENGINEERS & ARCHITECTS DRAWINGS FIGURED DIMENSIONS ONLY (NOT SCALING) TO BE USED. WHERE A CONFLICT OF INFORMATION EXISTS OR IF IN ANY DOUBT - 'ASK'.
2. CONSULTANTS TO BE INFORMED IMMEDIATELY OF ANY DISCREPANCIES BEFORE WORK PROCEEDS.



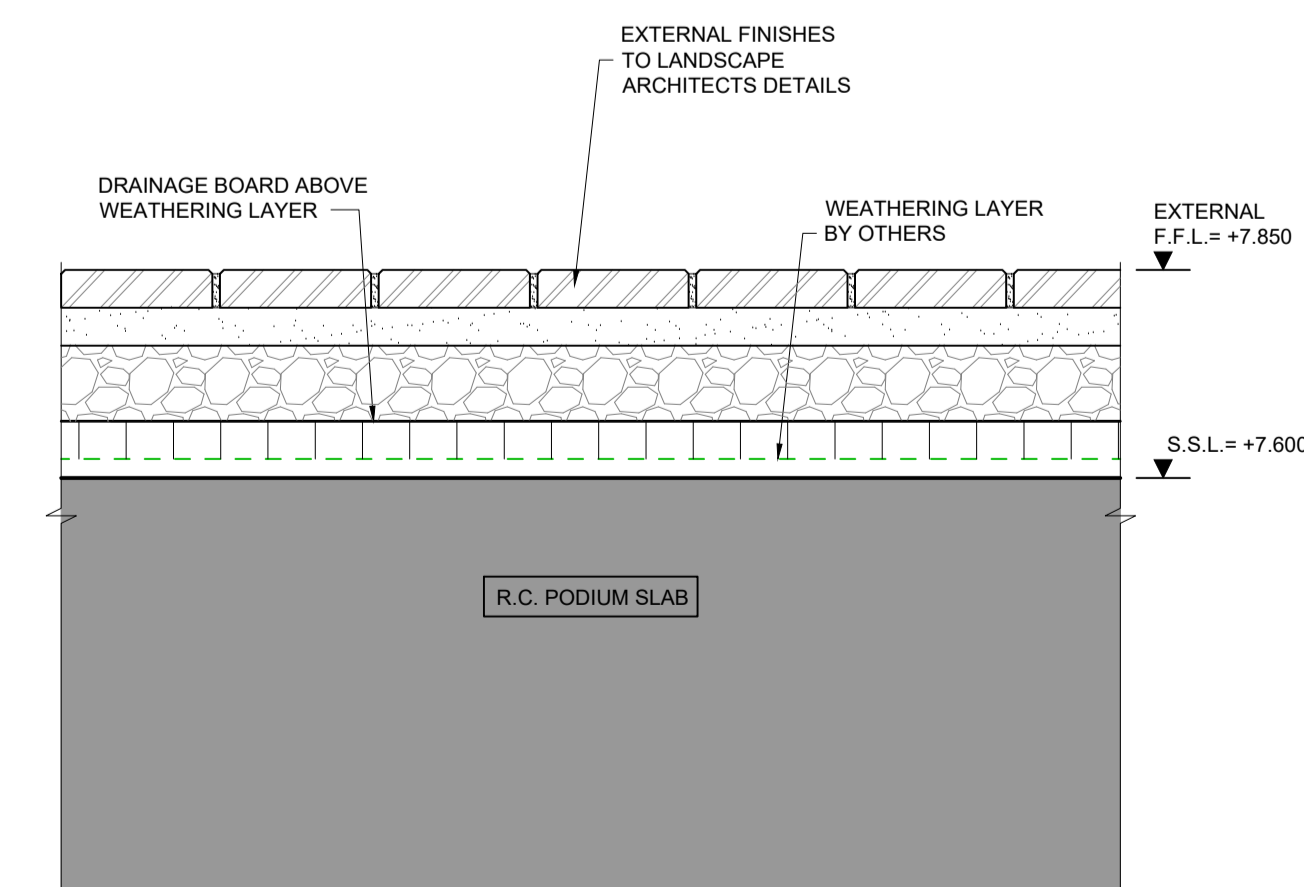
3 SECTION
C1020
SCALE @ A1: 1:50
SCALE @ A3: 1:100



4 SECTION
C1020
SCALE @ A1: 1:50
SCALE @ A3: 1:100



5 SECTION
C1020
SCALE @ A1: 1:50
SCALE @ A3: 1:100



A DETAIL
SCALE @ A1: 1:10
SCALE @ A3: 1:20

ISSUE	DATE	DESCRIPTION	DRN	ORIG	P.F.
P6	20.05.21	ISSUED FOR SHD APPLICATION	JM	DOR	SOC
P5	21.06.20	ISSUED FOR PRE-APPLICATION	AT	DOR	SOC
P4	15.05.20	ISSUED FOR IW FOR SDA	AT	DOR	SOC
P3	14.01.20	PRE-PLANNING ISSUE	AT	DOR	SOC
P2	10.12.19	ISSUED FOR COMMENT	AT	DOR	SOC
P1	02.12.19	ISSUED FOR COMMENT	AT	DOR	SOC

DRAWING STAGE: **PLANNING**

BM Barrett Mahony
 Dublin Office: Sandwith House, 52-54 Lower Sandwith Street, Dublin 2, Ireland. Tel: (01) 677 3200 Fax: (01) 677 3164
 London Office: 12 Mill Street, London SE1 2AY, United Kingdom Tel: (0044) 20 3750 3530
 Consulting Engineers, Civil, Structural, Project Management. E-mail: bmce@bmce.ie Web: www.bmce.ie

The Institution of Structural Engineers **ACEI** **IFBC**

CLIENT: **GLL PRS HOLDCO LIMITED**

PROJECT TITLE: **DEVELOPMENT AT HOWTH ROAD** BM PROJECT No: **19196**

MODEL REFERENCE: MODEL REV: SUITABILITY:

DRAWING TITLE: **DRAINAGE SECTIONS SHEET 1**

DRAWING No: **HOW-BMD-00-ZZ-DR-C1101** ISSUE: **P6**